



PROXIMA
WALL LIGHT

divinitylights





PROXIMA WALL LIGHT

Proxima Wall light has :

- Luminaire housing of Aluminium
- IP65, High Ingress Protection against dust & moisture
- High power LED neon light with top bend feature
- Diffused light to achieve an even, soft and eye friendly lighting effect
- Energy-efficient LED with high colour rendering
- Excellent toughness, simple and stylish appearance, delicate and unique
- High colour rendering, lets the object show the original colour

Quick Info

CRI ≥ 90

2700K, 3000K, 4000K

Non-Dimmable/ Dali-Dimmable

SDCM<3

Opal Diffuser

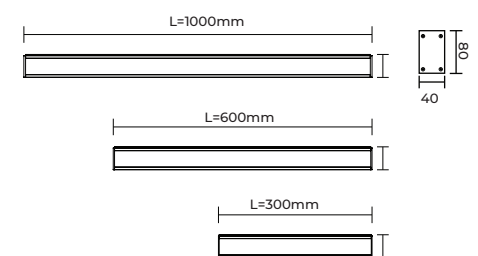
L70 @50,000h

Aluminium Die-Cast

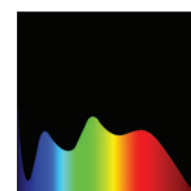
Types

Surface

Single Line Diagram



Light Distribution



CRI ≥ 90

PROXIMA WALL LIGHT



PROXIMA WALL LIGHT DIRECT

Product Order Code	System Power	Dimensions
1764	10W	L=300mm, W=40mm H=80mm
1765	15W	L=600mm, W=40mm H=80mm
1766	20W	L=1000mm, W=40mm H=80mm

PROXIMA WALL LIGHT DIRECT-INDIRECT

Product Order Code	System Power	Dimensions
1767	15W	L=300mm, W=40mm H=80mm
1768	30W	L=600mm, W=40mm H=80mm
1769	40W	L=1000mm, W=40mm H=80mm

Order Options

CCT (Colour Temperature)

2700K
3000K
4000K

CRI

>90

Beam Angle

110°

Control

Non-Dimmable
Dali-Dimmable



Mounting Type

Surface

Material Colour

Black
White
Grey

